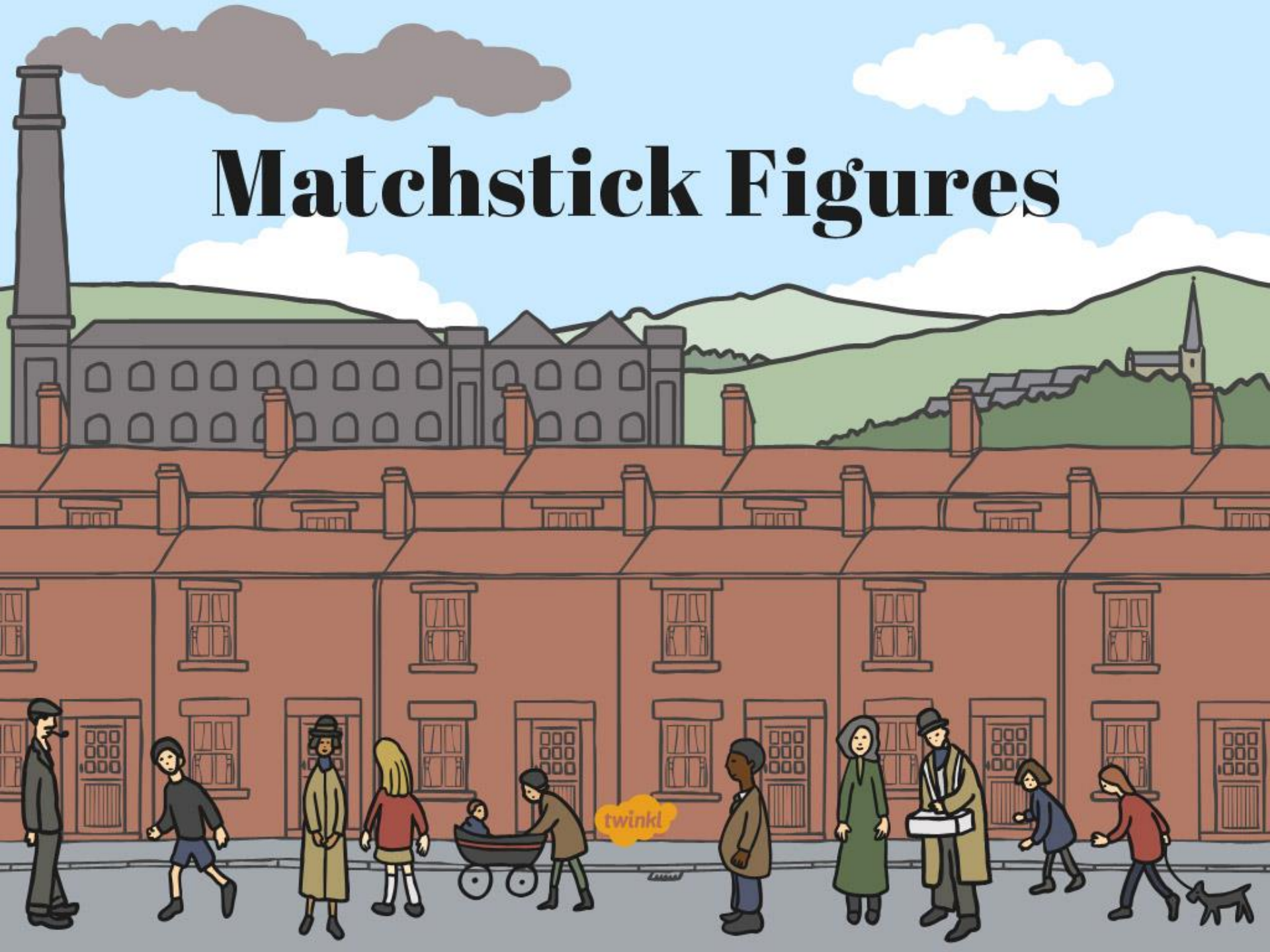


# Matchstick Figures



# Aim

- I can draw matchstick figures.
- I can talk about the work of LS Lowry.

# Success Criteria

- I can draw figures in a matchstick style.
- I can draw figures that show an action.
- I can point out the matchstick figures in a painting by LS Lowry.
- I can say what I think a figure is doing in a painting by LS Lowry.

# Who is LS Lowry?




Photo courtesy of Karen V Bryan and oknovokght (@flickr.com) - granted under creative commons licence – attribution

# Matchstick Figures

Lowry painted lots of people in his works but he didn't make them very detailed.

Instead he drew them as 'matchstick figures', using simple shapes to show you what they were doing.



Photo courtesy of mrrobertwade (wadey) (@flickr.com)-granted under creative commons licence- attribution

# Matchstick Figures



Coming From the Mill, 1930  
by LS Lowry

Photo courtesy of mrrobertwade (wadey) (@flickr.com)-granted under creative commons licence- attribution

# Can You See...



A man driving a horse and cart?

A little black cat?

A person leaning out of a window?

A woman in a red hat?

Photo courtesy of mrrobertwade (wadey) (@flickr.com)-granted under creative commons licence- attribution

# Matchstick figures

What is this matchstick figure doing?



# Matchstick figures

What is this matchstick figure doing?





# Matchstick figures

What is this matchstick figure doing?



# Matchstick figures



What are these matchstick figure doing?



# Who is that man?

What do you think this man is called?

Where is he going?

Where has he been?

What are his family like?

What does he do for a job?

What does he do for fun?

What is he thinking?





Photo courtesy of Smabs Sputzer@flickr.com)-granted under creative commons licence- attribution

# Drawing Matchstick Figures



You are going to draw matchstick figures to go in your Lowry Collage.

Think about what kind of people you would like to draw.

Think about where your people are going.

Think about what they might be doing.



You can draw grown ups, children, even a cat or a dog!






Photo courtesy of Smabs Sputzer (@flickr.com)-granted under creative commons licence- attribution

# Drawing Matchstick Figures



You will need...



Paper



Something  
to draw with

1. Use pencils, pens, pastels or charcoal to draw your matchstick figures. Make sure you try drawing with each of these.
2. Think about what your people are doing. Use the shape of their bodies to show their actions.
3. Fill your page with small matchstick people. They are going to fill up your Lowry City Collage!

# What a good one looks like...

