



Commas to Add Detail

Aim

- I can use commas to add detail.

Success Criteria

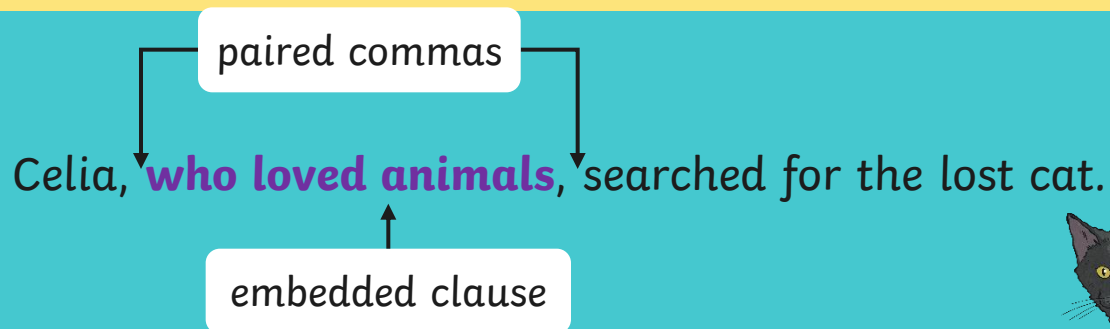
- I can explain the difference between the main clause and a subordinate clause.
- I can explain that commas are used to show extra detail that has been added to a sentence.
- I can identify where commas belong.
- I can create my own sentences which use commas to enclose additional information.

Embedded Clauses



The word embedded means 'within'.

An embedded clause is another way of using a subordinate clause – by dropping it into the middle of a sentence. This time you need two commas, one either side of the clause.



The embedded clause is a **parenthesis**.

The embedded clause adds in more detail. For example: It is usually word or phrase inserted as an explanation or afterthought into a passage which is grammatically complete (the sentence makes sense) without it.

Example

Sentence 1

The music, which was too loud, gave me a headache.

Example

Sentence 2

A young child, who had lost her mum, cried.

Example

Sentence 3


A bus, which was full of passengers, sped down the street.

Examples

Sentence 4

The loaf of bread, which she bought last week, was mouldy.

Embedded Clauses

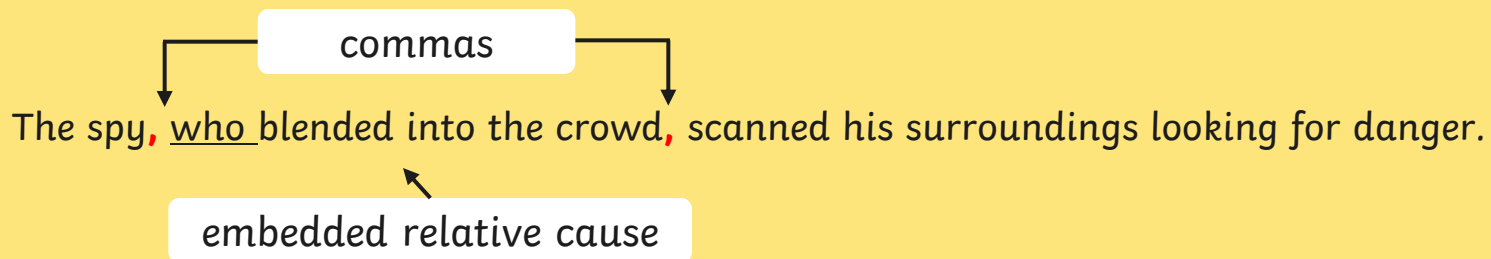


Commas are used **before and after** embedded clauses (a group of words that includes a subject and a verb). The embedded clauses are put into a sentence to add additional detail for the reader. The embedded clauses do not make sense by themselves. Starting the embedded clause with **where, which, who or when** is a useful tool to help when first using embedded clauses. When we start the clause in this way we call it a relative clause.


Example:

The spy scanned his surroundings looking for danger.

Is changed to:



Your task



Type your answers to the **Where, Which, Who, When Activity Sheet** onto your weekly word document.
Ch1 - *, Ch2 - **, Ch3 - ***

★ Where, Which, Who, When

I can use commas to add more detail to a text.

When you first start to use paired commas it can be helpful to start the embedded clause with the words:

Where: The city of Sydney, where you can see the famous Sydney Harbour Bridge, is an amazing place to visit.

Who: Mr. Pedemont, who was the kindergarten teacher, was asked to perform at a whole school assembly.

Which: The city of Melbourne, which is where they first met, was the place they had chosen to get married.

When: Many years ago, when my parents were young, Elvis Presley was a popular singer.

Task:

- Underline the embedded clauses.
- Add the commas into the correct place.

1. The boy who was only seven could play the piano.
2. The beach which was very crowded was hotter than ever.
3. The ball which was kicked by the goal keeper flew through the air.
4. The music which was too loud gave me a headache.
5. The old lady who was carrying lots of bags waited for a taxi.
6. The bus which was speeding went down the street.

★★ Where, Which, Who, When

I can use commas to add more detail to a text.

When you first start to use paired commas it can be helpful to start the embedded clause with the words:

Where: The city of Sydney, where you can see the famous Sydney Harbour Bridge, is an amazing place to visit.

Who: Mr. Pedemont, who was the kindergarten teacher, was asked to perform at a whole school assembly.

Which: The city of Melbourne, which is where they first met, was the place they had chosen to get married.

When: Many years ago, when my parents were young, Elvis Presley was a popular singer.

Task: Write the correct embedded clause to add detail to the main clause.

Add the commas into the correct places.

Main Clause	Embedded Clause	Main Clause
The boy		could play the piano
The beach		was hotter than ever
The ball		flew through the air
The music		gave me a headache
The old lady		waited for a taxi

Embedded Clauses

which was too loud	which was hard and leather	who was only seven
who had lots of bags	which was very crowded	

★★★ Where, Which, Who, When

I can use commas to add more detail to a text.

When you first start to use paired commas it can be helpful to start the embedded clause with the words:

Where: The city of Sydney, where you can see the famous Sydney Harbour Bridge, is an amazing place to visit.

Who: Mr. Pedemont, who was the kindergarten teacher, was asked to perform at a whole school assembly.

Which: The city of Melbourne, which is where they first met, was the place they had chosen to get married.

When: Many years ago, when my parents were young, Elvis Presley was a very popular singer.

Task:

- Re-write each sentence adding in an appropriate embedded clause.
- Use commas to signal the start and end of the embedded clause.

1. The boy could play the piano.
2. The beach was hotter than ever.
3. The ball flew through the air.
4. The music gave me a headache.
5. The old lady waited for a taxi.
6. The bus raced down the street.