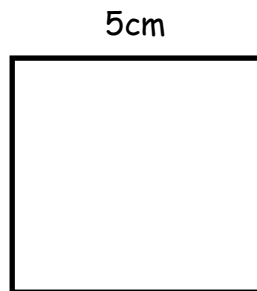


WALT: Calculate the area of shapes

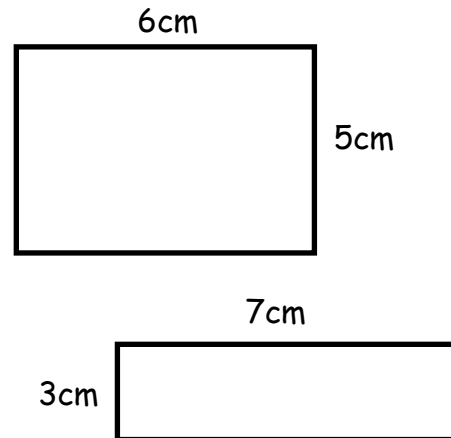
1. What is the area of this rectangle?



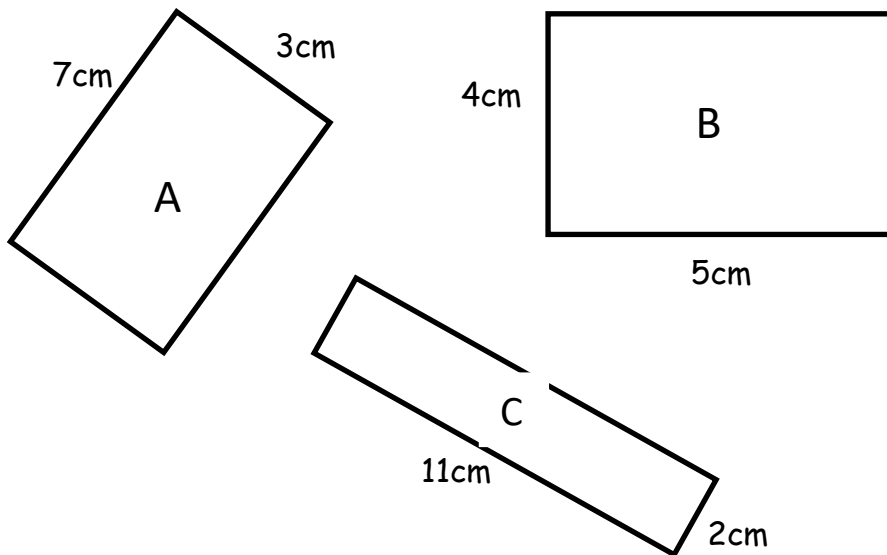
2. This square has sides of 7cm. What is its area?



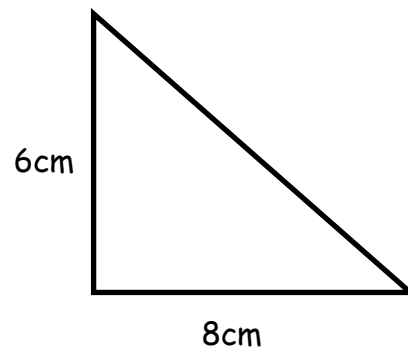
3. What is the **total area** of these 2 shapes? (Calculate the area of each shape and then add them together)



4. Which of these rectangles has the largest area?



5. Find the area of this triangle. (Remember that we find the area of the rectangle then divide this by 2!)



Type, on your weekly word document, the letter of shape/shapes which have an area of 36cm^2 .

