



Holy
Week

Name: _____



Can you cut out the correct picture from the Holy Week Pictures and place it underneath the heading. Then, can you cut out this section of your Holy Week Egg and construct it in order?

Palm Sunday



Can you cut out the correct picture from the Holy Week Pictures and place it underneath the heading. Then, can you cut out this section of your Holy Week Egg and construct it in order?

Maundy Thursday



Can you cut out the correct picture from the Holy Week Pictures and place it underneath the heading. Then, can you cut out this section of your Holy Week Egg and construct it in order?

Good Friday



Can you cut out the correct picture from the Holy Week Pictures and place it underneath the heading. Then, can you cut out this section of your Holy Week Egg and construct it in order?

Easter Sunday




Can you cut out the correct Holy Week Description Sentence explaining what Palm Sunday is and place it underneath the picture? Then, can you cut out this section of your Holy Week egg and construct it in order?

Palm Sunday






Can you cut out the correct Holy Week Description Sentence explaining what Maundy Thursday is and place it underneath the picture? Then, can you cut out this section of your Holy Week egg and construct it in order?





Can you cut out the correct Holy Week Description Sentence explaining what Good Friday is and place it underneath the picture? Then, can you cut out this section of your Holy Week egg and construct it in order?





Can you cut out the correct Holy Week Description Sentence explaining what Easter Sunday is and place it underneath the picture? Then, can you cut out this section of your Holy Week egg and construct it in order?





Can you write a description explaining what Palm Sunday is? Then, can you cut out this section of your Holy Week egg and construct it in order?

Palm Sunday





Can you write a description explaining what Maundy Thursday is? Then, can you cut out this section of your Holy Week egg and construct it in order?

Maundy Thursday





Can you write a description explaining what Good Friday is? Then, can you cut out this section of your Holy Week egg and construct it in order?

Good Friday






Can you write a description explaining what Easter Sunday is? Then, can you cut out this section of your Holy Week egg and construct it in order?

Easter Sunday



Easter Beginnings

Holy Week Pictures



Palm Sunday is the first day of the Holy Week. Christians go to a special Palm Sunday service where they receive a small cross made from palm leaves to remember Jesus riding into Jerusalem on a donkey.

Maundy Thursday represents the last meal Jesus had with his disciples. He gave them some bread and wine, saying that these would be symbols of his body and his blood to help them remember him.

Good Friday is a very important day for Christians as this is the day that Jesus died for everyone. A tradition on Good Friday is to eat hot cross buns, to remember Jesus dying on the cross and then living again.

Easter Sunday is the most important day of the year for Christians. This is when they celebrate that Jesus defeated death and rose again from the tomb.

Palm Sunday is the first day of the Holy Week. Christians go to a special Palm Sunday service where they receive a small cross made from palm leaves to remember Jesus riding into Jerusalem on a donkey.

Maundy Thursday represents the last meal Jesus had with his disciples. He gave them some bread and wine, saying that these would be symbols of his body and his blood to help them remember him.

Good Friday is a very important day for Christians as this is the day that Jesus died for everyone. A tradition on Good Friday is to eat hot cross buns, to remember Jesus dying on the cross and then living again.

Easter Sunday is the most important day of the year for Christians. This is when they celebrate that Jesus defeated death and rose again from the tomb.

Palm Sunday is the first day of the Holy Week. Christians go to a special Palm Sunday service where they receive a small cross made from palm leaves to remember Jesus riding into Jerusalem on a donkey.

Maundy Thursday represents the last meal Jesus had with his disciples. He gave them some bread and wine, saying that these would be symbols of his body and his blood to help them remember him.

Good Friday is a very important day for Christians as this is the day that Jesus died for everyone. A tradition on Good Friday is to eat hot cross buns, to remember Jesus dying on the cross and then living again.

Easter Sunday is the most important day of the year for Christians. This is when they celebrate that Jesus defeated death and rose again from the tomb.

How to make salt dough

Ingredients:

4 cups flour
2 cups salt
1³/₄ cup water
1/4 cup vegetable oil

Equipment:

Mixing bowl
Wooden spoon
Baking tray
Oven
Greaseproof paper
Paperclips

For the decoration:

Acrylic paint
Varnish
Variety of paintbrushes,
including very thin

Makes 32 salt dough eggs

Making the dough:

- Measure out all the ingredients into a mixing bowl
- Mix well with the wooden spoon then knead until soft

Shaping the dough:

- Place a sheet of greaseproof paper on the table to work on
- Shape the dough with your hands into a flat egg shape
- Make a hole at the top of the egg using a rounded object
- If you wish to add details, use a dab of water on your fingertips to wet the joins to ensure they stick together. When the shape is finished, go over all the joins again and rub with a little water


Cooking the dough:

- Transfer the greaseproof paper onto a baking tray and cook at a low temperature (100°C or Gas Mark 1/2) for 2 hours or until hard. Baking time will depend on the thickness of the shape. If desired, you can turn the shape halfway through cooking to dry out the back as well as the front
- Leave to cool overnight

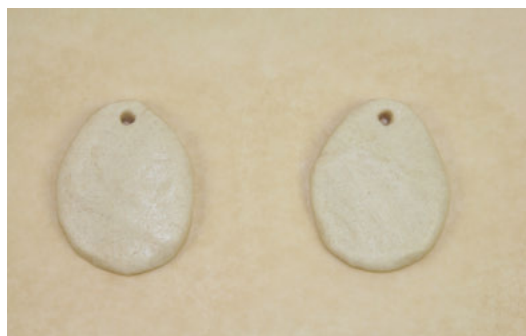
Decorating the dough:

- Paint the dough. Acrylic paint is best
- When the paint is dry, varnish with an all-purpose varnish. PVA can be used as an alternative.

How to make salt dough eggs



1. Roll the dough into a ball, flatten and shape it into an egg shape. Place the egg shape onto a sheet of greaseproof paper.



2. Create a hole at the top of the egg with a clay modelling tool. You can leave the eggs how they are if you wish and decorate with paint once they're hard.



3. If you wish to add details, use a dab of water on your fingertips to wet the joints to ensure they stick together.



4. Once finished carefully transfer the greaseproof paper onto a baking tray and cook at a low temperature (100°C or Gas Mark 1/2) for 2 hours or until hard.



5. Once completely hard, use acrylic paints to decorate your salt dough egg. When the paint is dry, varnish with an all-purpose varnish or use PVA glue.



6. Thread a ribbon through the hole at the top of the egg and add the egg to the Osterbaum tree.