


Ask someone  
how they are.

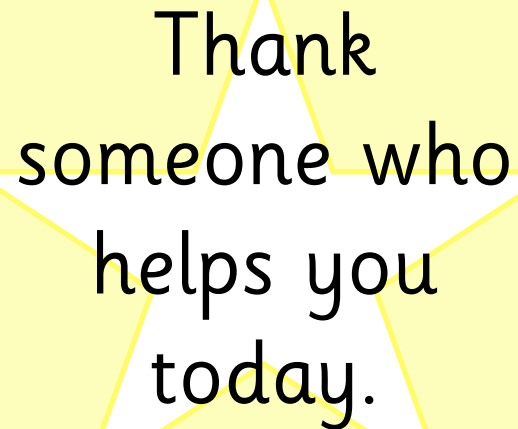
Play with  
someone who  
is by  
themselves.

Help  
someone.


Share a toy  
or a game  
with someone.



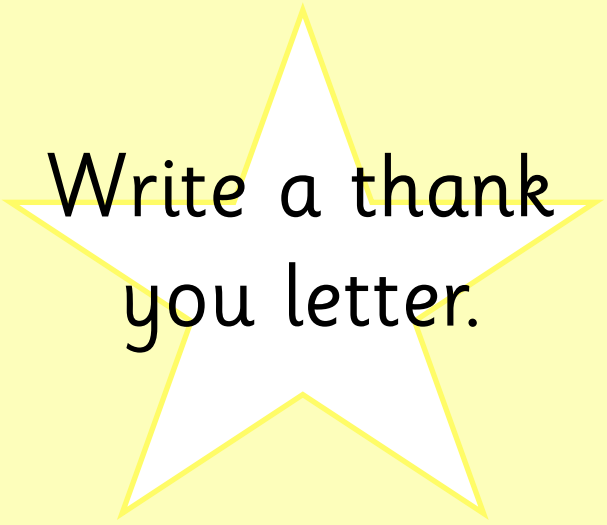
Draw a  
picture for  
someone.



Thank  
someone who  
helps you  
today.



Hold the door  
for someone.



Write a thank  
you letter.



Ask someone  
to join your  
game at  
playtime.



Say  
something  
nice to  
someone.

Pick up litter that you see and put it in the bin.

With permission donate a toy from home you no longer play with to charity.

Play with someone new at playtime.

Complete a job without being asked.

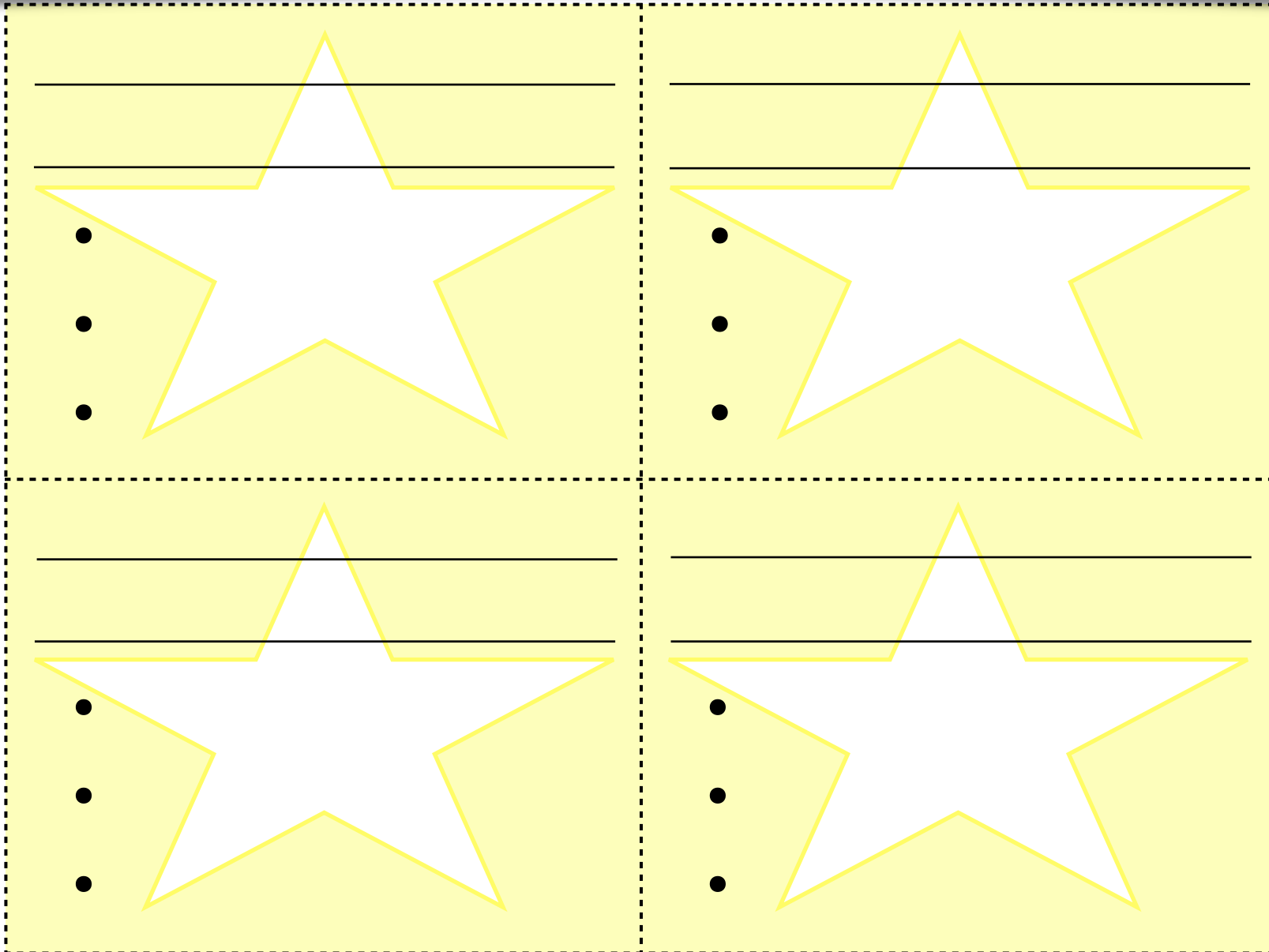
Make a card for someone to tell them why you are thankful for them.

With permission donate an item of clothing from home you no longer wear to charity.

Listen to a friend who may be feeling sad.

Clean up an area in the classroom without being asked.

Say hello or smile at as many people as you can today at school.



# How to make Pancakes

You will need:

- |                  |             |
|------------------|-------------|
| 100g plain flour | Mixing bowl |
| 2 eggs           | Frying pan  |
| 300ml milk       | Sieve       |
| pinch of salt    | Whisk       |
| oil or butter    | Ladle       |
|                  | Spatula     |



1. Sift the flour and salt into the mixing bowl. Create a well in the middle of the flour.



2. Add the eggs to the middle of the flour well and whisk together.



3. Gradually add the milk to the mixture and keep whisking until you have a smooth batter.



4. With help from an adult wipe a little oil or butter into the frying pan with some kitchen towel.



5. When the frying pan is hot pour in the batter mixture using a ladle.



6. Cook for approximately 1 minute and then flip the pancake over onto its other side. Or use a spatula to help.



7. Once cooked add whichever topping you prefer, and enjoy!



Name: \_\_\_\_\_

Date: \_\_\_\_\_



Can you cut out the Pancake Pictures 3A and their descriptions and put them in order to explain how to make pancakes?

1.	2.	3.	4.
5.	6.	7.	8.

Name: \_\_\_\_\_

Date: \_\_\_\_\_



Can you cut out the Pancake Pictures 3B, put them in order and write a description to explain how to make pancakes?

1.	2.	3.	4.
5.	6.	7.	8.



Cut out the pictures and the descriptions and stick them in order onto the Pancake Instructions 3A sheet.

<p>When the frying pan is hot pour in the batter mixture using a ladle.</p>	<p>Then slowly add the milk to the mixture and keep whisking until you have a smooth batter.</p>	<p>Cook for approximately 1 minute and then flip the pancake over onto its other side. Or use a spatula to help.</p>	<p>Finally add which-ever topping you prefer, and enjoy!</p>
<p>Next add the eggs to the middle of the flour well and whisk together.</p>	<p>100g plain flour 2 eggs 300ml milk pinch of salt oil or butter</p> <p>Mixing bowl Frying pan Sieve / Whisk Ladle Spatula</p>	<p>First sift the flour and salt into the mixing bowl. Create a well in the middle of the flour.</p>	<p>With help from an adult wipe a little oil or butter into the frying pan with some kitchen towel.</p>



# Easter Beginnings

# Pancake Pictures 3B

